



POWER SOURCE

SERVICE HINTS

MAIN RELAY

②5-②4 : CLOSED WITH THE IGNITION SW AT **ON** POSITION

I10 IGNITION SW

2-3 : CLOSED WITH THE IGNITION SW AT **ACC** OR **ON** POSITION

2-4, 7-6 : CLOSED WITH THE IGNITION SW AT **ON** OR **ST** POSITION

○ : PARTS LOCATION

| CODE | | SEE PAGE | CODE | SEE PAGE | CODE | SEE PAGE |
|------|---|----------|------|----------|------|----------|
| F4 | A | 24 | H7 | 26 | P3 | 27 |
| F5 | B | 24 | I10 | 27 | | |
| G1 | | 24 | J3 | 27 | | |

○ : RELAY BLOCKS

| CODE | SEE PAGE | RELAY BLOCKS (RELAY BLOCK LOCATION) |
|------|----------|-------------------------------------------------|
| 2 | 22 | ENGINE ROOM R/B (ENGINE COMPARTMENT LEFT) |
| 5 | 23 | ENGINE ROOM R/B NO. 5 (ENGINE COMPARTMENT LEFT) |

○ : JUNCTION BLOCK AND WIRE HARNESS CONNECTOR

| CODE | SEE PAGE | JUNCTION BLOCK AND WIRE HARNESS (CONNECTOR LOCATION) |
|------|----------|-------------------------------------------------------------|
| 1A | 20 | INSTRUMENT PANEL WIRE AND DRIVER SIDE J/B (LEFT KICK PANEL) |
| 1B | | |
| 1G | | |
| 1J | 20 | ENGINE ROOM MAIN WIRE AND DRIVER SIDE J/B (LEFT KICK PANEL) |
| 1K | | |

□ : CONNECTOR JOINING WIRE HARNESS AND WIRE HARNESS

| CODE | SEE PAGE | JOINING WIRE HARNESS AND WIRE HARNESS (CONNECTOR LOCATION) |
|------|----------|--------------------------------------------------------------------------|
| EA2 | 30 | ENGINE WIRE AND ENGINE ROOM MAIN WIRE (INSIDE OF THE ENGINE ROOM R/B) |
| IC1 | 32 | INSTRUMENT PANEL WIRE AND ENGINE ROOM MAIN WIRE (LEFT KICK PANEL) |
| IJ1 | 34 | INSTRUMENT PANEL NO. 2 WIRE AND INSTRUMENT PANEL WIRE (RIGHT KICK PANEL) |

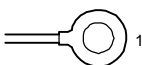
▽ : GROUND POINTS

| CODE | SEE PAGE | GROUND POINTS LOCATION |
|------|----------|-------------------------------|
| EB | 30 | FRONT SIDE OF THE LEFT FENDER |
| IE | 32 | INSTRUMENT PANEL BRACE LH |

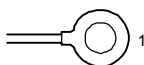
○ : SPLICE POINTS

| CODE | SEE PAGE | WIRE HARNESS WITH SPLICE POINTS | CODE | SEE PAGE | WIRE HARNESS WITH SPLICE POINTS |
|------|----------|---------------------------------|------|----------|---------------------------------|
| E1 | 30 | ENGINE ROOM MAIN WIRE | E2 | 30 | ENGINE ROOM MAIN WIRE |

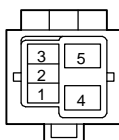
F4 (A), F5 (B)



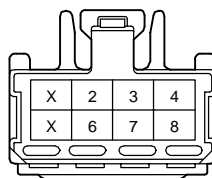
G1



H7



I10



J3 BLUE



(HINT : SEE PAGE 7)

P3

